


Design Out Crime



Southern Arizona Section of IDA

By shielding the light (right side), all four steps and the area in front of them are illuminated.

Crime Prevention Through Environmental Design (CPTED) is a multidisciplinary crime prevention approach originally credited to criminologist C. Ray Jeffery in 1971. Since then, renowned architects, criminologists, psychologists, planners, and law enforcement have utilized CPTED ideas, incorporating biology and psychology, to create a cohesive crime prevention strategy. Timothy Crowe, author of *Crime Prevention Through Environmental Design* 2nd Edition, defines CPTED as the theory that “the proper design and effective use of the built environment can lead to a reduction in the incidence and fear of crime, and to an improvement in the quality of life.”


For more information on CPTED go to International CPTED Association Web site at www.cpted.net



Look for the IDA Fixture Seal of Approval to make sure you are buying a true dark-sky friendly fixture.

International Dark-Sky Association images may only be used for noncommercial, educational purposes and must compliment IDA's mission to preserve and protect our night skies through quality outdoor lighting

- Images attributed to IDA must be credited as such.
- **Images credited to anyone other than IDA may not be used without the consent of the photographer.**



Dave Wymer

The International Dark-Sky Association (IDA), is an educational organization that seeks to preserve the natural night skies worldwide. Light pollution is an increasing problem threatening astronomical facilities, ecologically sensitive habitats, all wildlife, our energy use as well as our human heritage. Light pollution is excessive and inappropriate artificial light. The four components of light pollution are often combined and overlapping:

- **Urban sky glow**—the brightening of the night sky over inhabited areas.
- **Light trespass**—light falling where it is not intended, wanted, or needed.
- **Glare**—excessive brightness which causes visual discomfort. High levels of glare can decrease visibility.
- **Clutter**—bright, confusing, and excessive groupings of light sources, commonly found in over-lit urban areas. The proliferation of clutter contributes to urban sky glow, trespass, and glare.

Lights left on in unoccupied buildings, outdoor lights pointing up to the sky or unshielded lights create sky glow. Visit the IDA Web site at www.darksky.org to learn more about the causes of light pollution and what you can do to keep the skies dark.

3225 N. First Ave. Tucson, AZ, 85719 USA
Phone +1 520 293 3198
Fax +1 520 293 3192
www.darksky.org
ida@darksky.org



International Dark-Sky Association

To preserve and protect the nighttime environment and our heritage of dark skies through quality outdoor lighting.

Light Pollution and Safety



Martin Morgan-Taylor

Overly bright light can mask intruders.



Martin Morgan-Taylor


With the light shielded, the intruder is easily seen.

Security Lighting:

Let's Have Real Security, Not Just Bad Lighting

One of the main goals for nighttime lighting is to have good safety and security at night, both at home and away from home, for ourselves, our families, our homes and property. However, the task is to be safe, not just to feel safe. This means that we need effective and efficient lighting.

“Brighter” Does not Mean “Safer”



George Fleenor

The glare creates deep shadows.

Light for the sake of light does not equal safety. Bright, glaring lights that illuminate some nighttime events and locations can diminish ambiance, but did you know that they can decrease security as well? Overly bright lighting creates a sharp contrast between light and darkness, making the places outside the area of illumination nearly impossible to see. Bad lighting can even attract criminals by creating deep shadows that offer concealment.



George Fleenor

The glare from the light hid a possible attacker.

Good Visibility is the Goal

Many people enjoy being able to see the nighttime sky in their neighborhoods, but do not want to compromise security. Studies performed, including one by the National Institute of Justice in 1997, have indicated that there is no conclusive correlation between night lighting and crime. Most property crime is still committed during the day, or inside lit buildings. The key to a truly safe nighttime environment is to shield lighting for roadways, parking lots, residences, businesses, and landscapes, increasing your visibility and decreasing your distractions, such as glare.

Smart lighting that directs light where it will be most useful can help you achieve a balance between safety and star light. “Dark sky” does not mean dark ground, so you do not have to choose between security and a natural night sky.


See Where You’re Driving



George Fleenor

Lighting using fully shielded fixtures reduces glare and expense.

Lights that cause confusion or visual distraction can be deadly while driving. Erratically spaced roadway lights decrease the ability to see a pedestrian or other roadway obstruction. Street lights with noticeable source luminescence, or glare, cause distraction instead of guidance to the driver. Illuminated signs and flashing lights from commercial establishments offer another challenge to concentration. Many cities have enacted bylaws restricting or limiting the use of such devices to improve traffic safety.



George Fleenor

Lighting using drop down glass or plastic lenses can cause unsafe glare.

See Where You’re Walking

Moderate levels of illumination in alleys, staircases, parking lots, and other pedestrian areas helps people find their way and see details about where they are. But too much light at night can actually attract crime. Studies show decreased

vandalism and graffiti in schools that adopted timed and motion activated lights. Permanent lights can allow criminals to see what they are doing and provide a showcase for vandals and graffiti artists to display their “work.”

Lights left on from dusk to dawn provide no alert activity. Installing a motion sensor, or turning off lights and forcing a trespasser to use a flashlight attracts more attention, which is emerging as a more effective way to prohibit property damage.



IDA

The shielding keeps light on the ground where it is needed.

Solutions

Put light where it is needed, during the time period it will be used, and at the levels that enhance visibility.

- Shield lights to reduce glare and harsh shadows. Motion sensors alert us to activity after hours.
- Dimmers provide the light needed to accomplish nighttime work without the extra expense.
- Turn off lights when not needed. Low light to no light can help reduce nighttime targets for property damage.

Effective lighting that helps people be safe, not just feel safe, is a win-win situation for everyone. You can create a safer environment while keeping the night natural.



IDA

This fully shielded lighting improves ground visibility while preserving the stars.